

e-Insights- Marketplace for Business Analytics

Addressing the need of critical market research information

Content

01	ABOUT SUBSCRIPTION DASHBOARD	03 - 07
02	SUBSCRIPTION PLATFORM TOUR	08 - 18
03	ABOUT – THE INSIGHT PARTNERS	10 - 26



About Subscription Platform

e-Insights - Subscription Platform

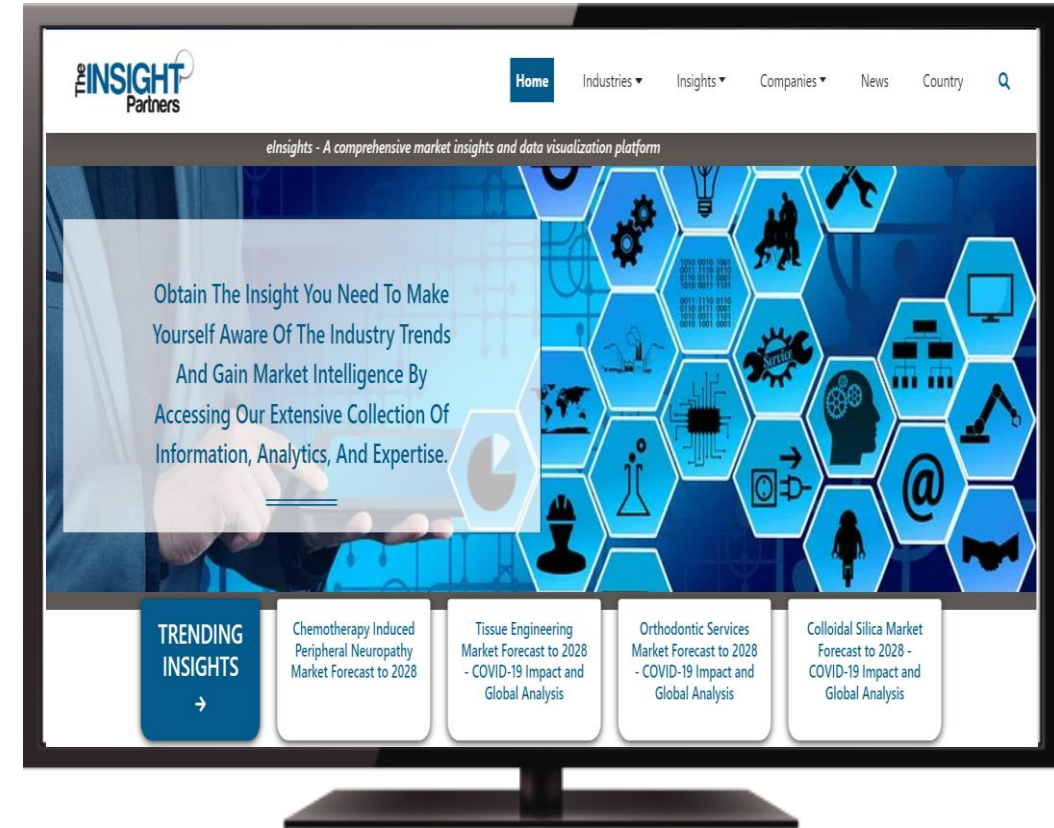
- **Marketplace at your fingertips**

As industry participants explore timely and accurate insights to support their planning and strategies, we strive to provide meticulous market data, forecasts, and competitive analysis to the global, regional, and local industries, companies operating in them, and economies they serve.

e-Insights platform is an interactive marketplace of trusted analytics, expert insights, dynamic updates, and analyst connect. The interactive dashboard provides analytics and insights at your fingertips that seamlessly work together through integration of databases and ease of navigation. Clients can seek the information and insights by industry, report title, target company, and geography of their interest.

Our subscription model is designed to provide you reliable solutions for your strategic actions.

- **Market Intelligence** - Market Sizing, Key Developments, and Market Disruptors
- **Competitive Intelligence** – Company Profiling, Financial Comparison, and Dynamic News Update
- **Dynamic Updates** – News, Deals, Partnerships, and Contracts



Over 8,000 reports

Over 11,000 Companies

Coverage of 15+ Industries

2,000+ Daily Dynamic Updates



Subscription Benefits



Monthly Updates

Access to Latest Industry and Company News Updates—New Product Launches, Mergers Acquisitions, Collaborations, etc.



Analyst Support

24*7 Analyst Support Helps Resolve Your Query and Obtain Clear Understanding on Market Research Information



Subscription

This Platform Serves as an Ideal Solution for All Your Research Requirements. The Industry and Company Research Reports Let You Understand the Market Dynamics Across Various Subsegments and Geographies



Display Features

Display Features Our Platform Offers Innovative Display Features to Present Market Data and Allow Users Understand and Download the Data in Various Formats



Fast and Secure

You Can Quickly and Securely Access Market Research Data via This Platform and It Helps You Get the Required Data Points in Preferred Format Instantly



Cloud

This Platform is Based on a Secured Cloud Platform Providing Ease of Use from Anywhere and Anytime





Product Offerings



Access to **2,100+** global reports

>8,000 country level analysis



18 Industry



Competitive Landscape:

11,000+ Company Profiles



Global and
Country Specific Research Reports



Latest Industry and
Company News



On-Demand Research Support



Customized Research Study



Formats: PDF, Word, Dashboard



Industry Coverage



Aerospace & Defense
Comprises information about the vehicle and equipment manufacturers, contractors, services providers, infrastructure, and weaponry systems.

[View →](#)



Agriculture & Forestry
Market analysis for agricultural products, support activities, livestock, poultry, fishing, and agri-tech.



Automotive, Transportation & Logistics
Market analysis of the vital services and infrastructure for diverse transportation modes, Logistics, and warehousing.



Biotechnology
Covers analysis on market information about the technologies and products produced in biotechnology.



Electronics & Semiconductor
Covers industry analysis ranging from market determination, value chain & trends analysis, competitive landscape, and analysis on key players.

[View →](#)



Energy & Power
Comprises of detailed market analysis of the Oil & Gas and Power sector for equipment, manufacturers, service providers, climate change and Sustainability.



Financial Services
Provides analysis about the Financial Products, Payment Gateways, Service Providers and Role of Fintech.



Healthcare
Offers detailed analysis and market trends on the Healthcare Service Providers, Healthcare IT, and Infrastructure.



Business & Consumer Services
Provides insights for & services from the spectrum of suppliers, manufacturing and distribution channels.



Chemicals & Materials
Provides assessments and market outlooks for global and regional markets with focus on suppliers, manufacturers, and other market participants.



Construction & Real Estate
Covers the analysis and market outlook for construction activities, service providers, related ancillary services, and products.



Consumer Goods & Retail
Insights on goods and services from the spectrum of suppliers, manufacturers, and distribution channels.



Industrial Goods & Machinery
Provides a comprehensive analysis of industrial equipment and services with segmentation of global and regional markets.



Medical Devices
Provides analysis on a large spectrum of markets and trends for suppliers, manufacturers, and service providers across the globe.



Metals & Mining
Covers a comprehensive view of the mining sector with market analysis and forecasts, supply chain trends and ESG.



Paper & Packaging
Reports and analysis on products and services, competitive benchmarking, global and regional analysis.




Pharmaceuticals
Explore unique market-leading analysis at global and regional markets with focus on drugs, market growth, trends, and research.



Technology, Media & Telecom
Unique coverage of market analytics of growing penetration of technology across multiple industries with actionable insights on market segmentation, trends and components.



Tourism, Leisure & Hospitality
Covers Research, market analysis and trends information on and strategic developments of tourism, leisure, recreation, and hospitality.



Platform Tour



Industry View & Coverage

Industry & Sub-Segment Analysis

TECHNOLOGY, MEDIA AND TELECOM INDUSTRY ANALYTICS



* Hover on bubble to show name of report, market size and CAGR numbers.

Industry Players Analysis

TECHNOLOGY, MEDIA AND TELECOM COMPANY ANALYTICS

Company Name	Company Type	Headquarters	Ticker Symbol	Parent / Subsidiary	No. of Employees	Annual Revenue (\$ million)	Compare (Max of 3)
Amazon.com Inc	Public	United States	XNAS:AMZN			\$ 469,822.00	<input type="checkbox"/>
Apple Inc	Public	United States	XNAS:AAPL			\$ 365,817.00	<input type="checkbox"/>
Alphabet Inc	Public	United States	XNAS:GOOGL			\$ 257,637.00	<input type="checkbox"/>
Samsung Electronics Co Ltd	Public	South Korea	XKRX:005930			\$ 244,387.00	<input type="checkbox"/>
Microsoft Corp	Public	United States	XNAS:MSFT			\$ 198,270.00	<input type="checkbox"/>

[View All >](#)

Industry News

TECHNOLOGY, MEDIA AND TELECOM INDUSTRY NEWS

SEPTEMBER, 14 2022

The differences between edge computing and cloud computing

[View More >](#)

SEPTEMBER, 14 2022

Does Home Insurance Cover Appliances?

[View More >](#)

SEPTEMBER, 14 2022

mpohie announces new Apple-exclusive portable charging powerstations

[View More >](#)

SEPTEMBER, 14 2022

Opensignal assesses 'no signal' problem and smartphone satellite connectivity opportunity

[View More >](#)

[View All >](#)

Industry Related Reports

RELATED REPORTS



September 2022 | Technology, Media and Telecom | TIPRE00013875

Location-based Entertainment Market Forecast to 2028 - COVID-19 Impact and Global Analysis By Component (Hardware and Software), Technology (2-Dimensional and 3-Dimensional), and End-use (Amusement Parks, Arcade Studios, and Film Studios)

[Read More](#)



September 2022 | Technology, Media and Telecom | TIPRE00006641

Unified Endpoint Management Market Forecast to 2028 - COVID-19 Impact and Global Analysis By Component (Solutions and Services), Deployment Type (Cloud Based and On-Premise), Platform (Desktop and Mobile), Organization Size (SMEs and Large Enterprises), and End User (BFSI, Government and Defense, Healthcare, IT and Telecom, Automotive and Transportation, Retail, Manufacturing, and Others)

[Read More](#)



September 2022 | Technology, Media and Telecom | TIPRE00029689

A2P SMS and CPaaS Market Forecast to 2028 - COVID-19 Impact and Global Analysis By Component (Solution and Services), Channel (Message (Chat Apps and SMS), Voice, Email, Webpush, and Others), Enterprise Size (SMEs and Large Enterprises), and Industry (IT and Telecom, BFSI, Retail and E-commerce, Healthcare, and Others)

[Read More](#)



Analytics – Reports View

Marketplace at your fingertips, Read – View – Download, Dashboard for quick market analysis

Search here

- INDUSTRIES**
- Aerospace and Defense
 - Agriculture and Forestry
 - Automotive, Transportation and Logistics
 - Biotechnology
 - Business and Consumer Services
 - Chemicals and Materials
 - Construction and Real Estate
 - Consumer Goods and Retail
 - Electronics and Semiconductor
 - Energy and Power
 - Financial Services
 - Healthcare
 - Industrial Goods and Machinery
 - Medical Devices
 - Metals and Mining
 - Paper and Packaging

MY REPORTS

Publications Not In Subscription

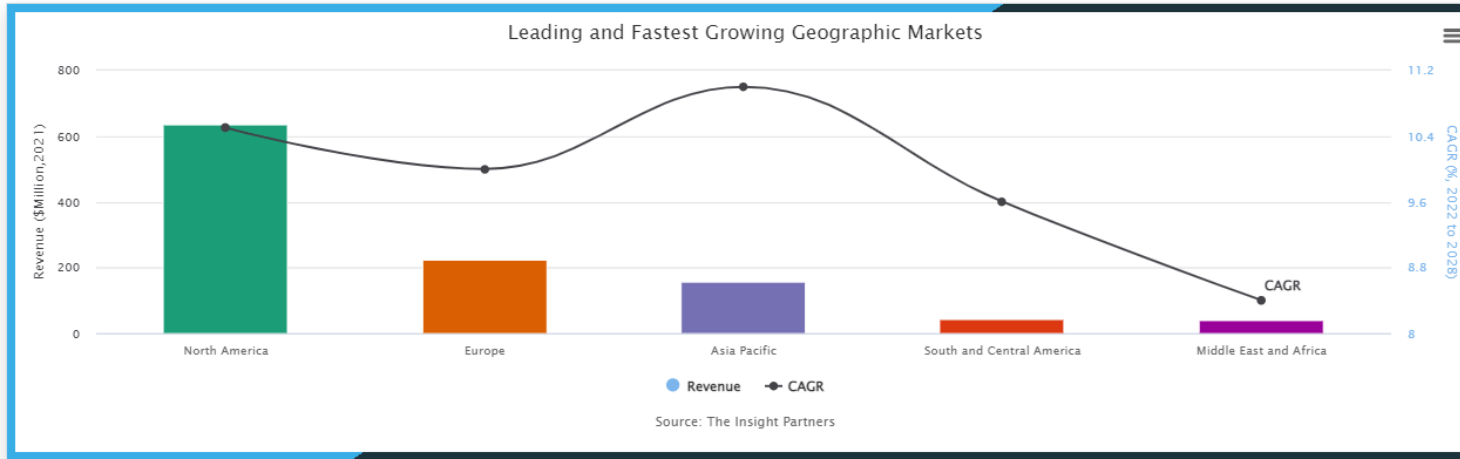
Report Name	Industry	Published	PDF/ Word /Excel	Read View	Dashboard	Ask An Analyst
Laboratory Information System (LIS) Market		Oct-2022				
Nasal Irrigation Devices Market		Oct-2022				
Dermatology Devices Market		Sep-2022				
Monoclonal Antibody Diagnostic Reagent Market		Sep-2022				
Laboratory Animal Diet Market		Sep-2022				
Carboxy Therapy Market	Pharmaceuticals	Sep-2022				
Antimicrobial Coatings for Medical Devices Market		Sep-2022				
GMP Testing Service Market	Medical Devices	Sep-2022				
Airway Management Devices Market	Medical Devices	Sep-2022				
Hydrocephalus Shunts Market	Medical Devices	Sep-2022				
Microscope Market	Medical Devices	Sep-2022				
Liquidity and Asset Liability Management Solutions Market	Financial Services	Sep-2022				



Analytics – Report Dashboard

Information presented in the most convenient way for trend analysis and report summary at the global, regional and country level analysis.

GLOBAL ANALYSIS REGIONAL ANALYSIS COUNTRY ANALYSIS



The laboratory information systems (lis) market in North America was worth US\$ 637.64 million in 2021 and is projected to reach US\$ 1,268.92 million by 2028; it is expected to grow at a CAGR of 10.5% during the forecast period. The market in Asia Pacific is estimated to be worth US\$ 319.95 million by 2028 and is expected to grow at a CAGR of 11.0% during the forecast period.

The Largest Regional Market

North America

57.7% share in 2021

The Fastest Growing Regional Market

Asia Pacific

11% CAGR from 2022 to 2028

The Largest Country Market

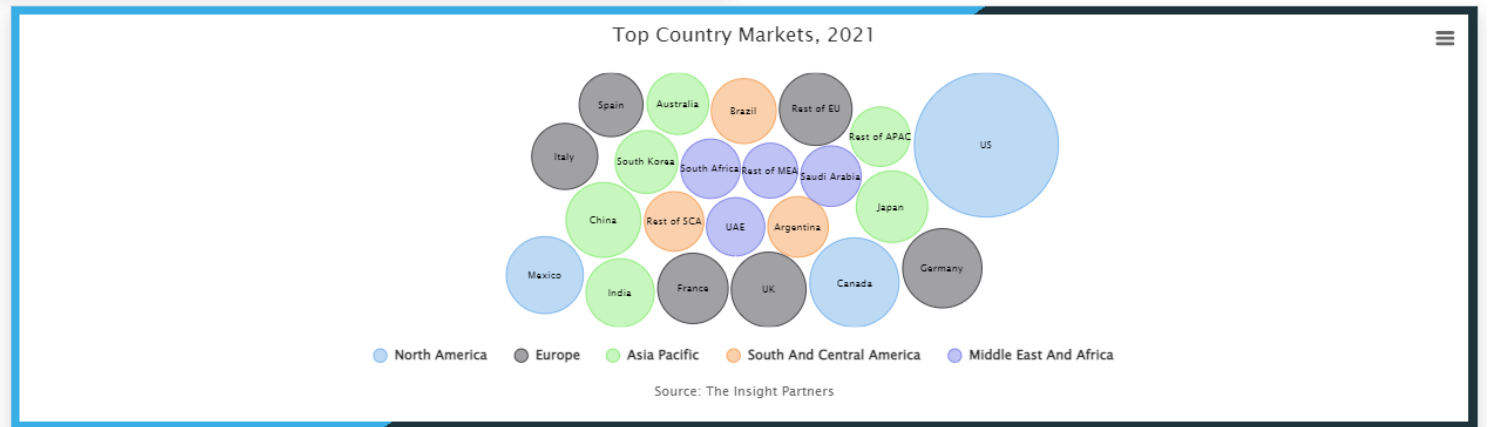
US

44% share in 2022

The Fastest Growing Country Market

China

11.5% CAGR from 2022 to 2028





Company View

Industry players' analysis through detailed information and comparison

Search Company by Name or Ticker

Search Company By -

INDUSTRIES

- Aerospace and Defense
- Agriculture and Forestry
- Automotive, Transportation and Logistics
- Biotechnology
- Business and Consumer Services
- Chemicals and Materials
- Construction and Real Estate
- Consumer Goods and Retail
- Electronics and Semiconductor
- Energy and Power
- Financial Services
- Healthcare
- Industrial Goods and Machinery
- Medical Devices
- Metals and Mining
- Paper and Packaging

ALL COMPANIES

[Top 20 Companies List](#)

Company Name	Website	Company Type	Headquarter	Ticker Symbol	Revenue (last year in million)	Action
Walmart Inc	www.walmart.com	Public	United States	XNYS:WMT	\$ 572,754.00	<input type="checkbox"/>
Amazon.com Inc	www.amazon.com	Public	United States	XNAS:AMZN	\$ 469,822.00	<input type="checkbox"/>
China Petroleum & Chemical Corp	www.sinopec.com	Public	China	XSHG:600028	\$ 424,947.00	<input type="checkbox"/>
PetroChina Co Ltd	www.petrochina.com	Public	China	XSHG:601857	\$ 405,329.00	<input type="checkbox"/>
Apple Inc	www.apple.com	Public	United States	XNAS:AAPL	\$ 365,817.00	<input type="checkbox"/>
Saudi Arabian Oil Co	www.aramco.com	Public	Saudi Arabia	XSAU:2222	\$ 359,537.00	<input type="checkbox"/>
Volkswagen AG	www.volkswagenag.com	Public	Germany	XETR:VOW3	\$ 295,863.25	<input type="checkbox"/>
China State Construction Engineering Corp	www.english.cscec.com	Public	China	XSHG:601668	\$ 293,233.00	<input type="checkbox"/>
CVS Health Corp	https://cvshhealth.com/	Public	United States	XNYS:CVS	\$ 292,111.00	<input type="checkbox"/>
Toyota Motor Corp	www.toyota-global.com	Public	Japan	XNYS:TM	\$ 279,359.38	<input type="checkbox"/>
Exxon Mobil Corp	corporate.exxonmobil.com	Public	United States	XNYS:XOM	\$ 276,692.00	<input type="checkbox"/>
McKesson Corp	www.mckesson.com	Public	United States	XNYS:MCK	\$ 263,966.00	<input type="checkbox"/>
Shell plc	www.shell.com	Public	United Kingdom	XLON:SHEL	\$ 261,504.00	<input type="checkbox"/>
Alphabet Inc	www.abc.xyz	Public	United States	XNAS:GOOGL	\$ 257,637.00	<input type="checkbox"/>
Samsung Electronics Co Ltd	www.samsung.com	Public	South Korea	XKRX:005930	\$ 244,387.00	<input type="checkbox"/>



Company Information

Business Description

The Boeing Co

Public	
Registered Company Name	: The Boeing Co
Company Type	: Public
Total Revenue (\$ million)	: 62,286.00
Fiscal Year End	: Dec-2021
Country	: United States
Exchg Ticker Sym	: XNYS:BA
Company Locations	: Global

Business Description

The Boeing Co is an aerospace and defense company that designs, develops, manufactures, and maintains various other weapon systems. The company serves its customers across 150 countries.

The company operates through four divisions: Commercial Airplanes, Defense, Space & Security, and Global Services. Commercial Airplanes conducts the development, production and marketing of various aircraft including 737, A few 737 MAX derivatives and 777X program.

Defense, Space & Security carries out the research, development, production and marketing of various programs, KC-46A Tanker, F-15 programs, AH-64 Apache.

The division offers space and missile systems such as space station satellites, defense and intelligence, and surveillance and engagement systems.

Global Services offer sustainability solutions such as supply chain and engineering and maintenance training systems and services, among various others for various customers. Boeing Capital provides customers with financial solutions for the purchase of aircraft, operating leases, receivables and assets held for sale or re-lease and inventory.

Financial Overview

Parameters	2019	2020	2021
Revenue (US\$ million)	76559.00	58158.00	62286.00
Operating Expenses (US\$ million)	79221.00	71136.00	65675.00
Net Profit (US\$ million)	-636.00	-11873.00	-4202.00
Capital Expenditure (US\$ million)			
R&D Expenses (US\$ million)			

Revenue



Net Profit



Financials

S-W-O-T Analysis

SWOT Analysis



STRENGTH	WEAKNESS	OPPORTUNITY	THREAT
<ul style="list-style-type: none"> Strong market position Highly skilled technical & R&D team Strong order backlog 	<ul style="list-style-type: none"> Fixed price contracts Dependence on U.S government contracts Safety concerns Longer gestation period to develop diversified supply chain 	<ul style="list-style-type: none"> Returning to normalcy post-Covid-19 Increased demand for aircraft Increased delivery schedule Tapping into new markets 	<ul style="list-style-type: none"> Increased competition Supply chain disruptions Geopolitical tensions Regulatory changes

- Strength**
 - Strong market position**
Boeing enjoys being one of the most prominent aerospace companies across the globe and a leader in commercial aeroplanes.
 - Highly skilled technical & R&D team**
Boeing has strong focus on research and development, and continues to increase its investments in R&D, which enhances the company's ability to develop its product range and services while also retaining its market position.
 - Strong order backlog**
The company has close to US\$3.7 billion of order book with over 94% of the booking under contractual obligations.
- Weakness**
 - Fixed price contracts**
About 72% of Boeing's revenue is represented by its BDS business, which follows fixed-price contracts. As a result, price reductions, they also carry risks of lower margins affecting the company's profitability.
 - Dependence on U.S government contracts**
Boeing drives a substantial portion of the revenue from the U.S. government, primarily from defense and space programs. This dependence has a negative effect on the company's financials and resultant operations.
 - Safety concerns**
There are issues with Boeing 787 Dreamliner production in the improperly sized shims that fit tiny gaps between parts, which are produced and delivered on hold. On account of this, the company estimates about US\$2 billion loss to date.

Industry Competitors

PARAMETERS	COMPANY NAME	2021	2020	2019
Revenue (US\$ million)	The Boeing Co	62286.00	58158.00	76559.00
	Lockheed Martin Corp			
	Northrop Grumman Corporation			
	Raytheon Technologies Corp			
	General Dynamics Corporation			
	BAE Systems			
	Airbus			
Net Profit (US\$ million)	The Boeing Co			
	Lockheed Martin Corp			
	Northrop Grumman Corporation			
	Raytheon Technologies Corp			
	General Dynamics Corporation			
	BAE Systems			
	Airbus			
Operating Expenses (US\$ million)	The Boeing Co			
	Lockheed Martin Corp			
	Northrop Grumman Corporation			
	Raytheon Technologies Corp			
	General Dynamics Corporation			
	BAE Systems			
	Airbus			

Competitor Comparison

Key Developments

The Boeing Co in News

DATE	DEVELOPMENT	CATEGORY	DESCRIPTION
Jan-2022	Boeing Invests \$450 Million in Wisk eVTOL Development	Product News	Wisk, the eVTOL developer and advanced air mobility (AAM) company, has received \$450 million in funding from The Boeing Company. In addition to supporting development of Wisk's 6th-generation eVTOL aircraft, the investment from Boeing will contribute to Wisk's preparations for launching scale manufacturing and go-to-market operations of eVTOL aircraft.
Nov-2021	Akasa Air Orders 72 Fuel-Efficient 737 MAX Airplanes to Launch Service in Fast-Growing Indian Market	Product News	Akasa Air has ordered seventy two 737 MAX airplanes from Boeing. The deal is a significant endorsement of the 737 family's capability to cater to rapidly growing Indian market.
Jan-2021	Sikorsky-Boeing Team Reveals Advanced Assault Helicopter Designed to Revolutionize U.S. Army Capabilities	Partnership	The DEFiant X assault helicopter will be the world's fastest, most manoeuvrable, and most survivable assault helicopter. It will revolutionise the way the Army responds to threats in 2035 and beyond, when combined with the team's unrivalled expertise in mission structures, preparation, and sustainment.
Oct-2020	Boeing and General Atomics Electromagnetic Systems partnered	Partnership	Boeing and General Atomics Electromagnetic Systems partnered to pursue opportunities for a 100 kW-class scalable to 250 kW-class High Energy Laser (HEL) weapon system to support various air as well as missile defense applications.
Sep-2020	Boeing, Honeywell and Rolls-Royce Deutschland Partner to Service H-47 Chinook Engines	Partnership	Boeing, Honeywell Aerospace and Rolls-Royce Deutschland Ltd. have reached an agreement to provide in-service support of the T-55 engine should the government of Germany select the H-47 Chinook for its Schwere Transporthubschrauber (STH) heavy-lift helicopter requirement.



Industry / Corporate News



Filter News

By Date

From Date dd-mm-yyyy

To Date dd-mm-yyyy



By Keywords

Type here

By News Type

All

By Company Name

Type here

By Region

- APAC
- Europe
- Middle East and Africa

[Home](#) / [News](#) / All News

ALL NEWS



Competition heats up for Army's future tactical UAS

09 October 2022, By *DefenseNews.com*



Dhanmondi Lakers makes partnership with Global Brand Pvt Ltd

09 October 2022, By *Risingbd.com*



TotalEnergies Accelerates Refinery Wage Talks as Fuel Supply Shrinks Latest Tweet by Reuters

09 October 2022, By *LatestLY*



GLP Said in Talks for Swire Hong Kong Warehouse

09 October 2022, By *Mingtiandi*



Gitex Global 2022: UAE's technology giant e& takes its first step into metaverse

09 October 2022, By *Khaleej Times*



Enlight says Bjornberget wind farm achieves regulatory requirements

09 October 2022, By *Greentech Lead*



Defence reforms in waiting for the new CDS

09 October 2022, By *BusinessLine*



[Home](#) / [News](#) /

COMPETITION HEATS UP FOR ARMY'S FUTURE TACTICAL UAS

| 09 October 2022 | By DefenseNews.com



WASHINGTON — The U.S. Army is poised to launch a competitive prototyping effort for a tactical drone after selecting AeroVironment's Jump 20 earlier this year as an interim option. And according to Army aviation leaders, the pool of competitors appears significantly larger than when competition began in 2019.

In 2018, the Army began considering requirements for a replacement for the Textron-made Shadow drone. The aircraft is widely used, but is one of the most accident-prone unmanned aerial systems in the service's inventory. It is also difficult to deploy and has a loud engine, allowing for easy detection.

By 2019, the service narrowed the pool of competitors to two: a Martin UAV-Northrop Grumman team and Textron Systems' AAI. Martin UAV supplied its V-Bat system, while Textron offered its Aerosonde HQ.

Shortly after, the Army added two more aircraft for evaluation: L3Harris Technologies' FVR-90 and Arcturus UAV's Jump 20. In 2021, AeroVironment acquired Arcturus for \$405 million.

For about a year, operational units evaluated the four different tactical drones, culminating in a rodeo in spring 2021 at Fort Benning, Georgia.

Two units received Arcturus' offering, while the other systems went to one unit each. That approach was based on the number of systems readily available and the service's desire to get platforms to five units.

At the Fort Benning rodeo, all five units tried each offering to compare them.

"Although the demonstrations were a critical portion of that to inform the requirements, they weren't necessarily going to be used as source selection," Maj. Gen. Robert Barrie, the Army's program executive officer for aviation, told Defense News in a recent interview.

Demonstrations wrapped up in the first half of 2021, but it took until August 2022 for the Army to select one company to build an initial tranche of systems. The service was working through requirements, an acquisition strategy and waiting for congressionally approved funding.

The Army in August awarded AeroVironment an \$8 million contract to pay for one Future Tactical Unmanned Aircraft System, which includes six air vehicles, ground data terminals and ground control stations. The system will go to a single brigade combat team.



Country Analysis

Latest Country Reports / Analysis

United States

TRENDING INSIGHTS

- Aerospace and Defense
- Smart Airport Market
- Aerospace
- Aircraft

Country Revenue Charts **Energy and Power**

Energy and Utility Analytics Market

Year	Revenue (\$ Million, 2019)	Y-o-Y Growth (%)
2017	2.2	12
2018	2.4	13
2019	2.6	14
2020	2.8	15
2021	3.0	16
2022	3.2	17
2023	3.4	18

Source: The Insight Partners

Global market analysis drilled down at country level to provide more in-depth understanding of the regional growth centers. This will enable identification and prioritization of the markets for further planning and strategy development.

COMPANIES

Company Name	Company Type	Headquarters	Ticker Symbol	Parent / Subsidiary	No. of Employees	Annual Revenue (\$)	Compare (Mkt)
Walmart Inc	Public	United States	XNYS:WMT				
Amazon.com Inc	Public	United States	XNAS:AMZN				
Apple Inc	Public	United States	XNAS:AAPL				
CVS Health Corp	Public	United States	XNYS:CVS				
Exxon Mobil Corp	Public	United States	XNYS:XOM				

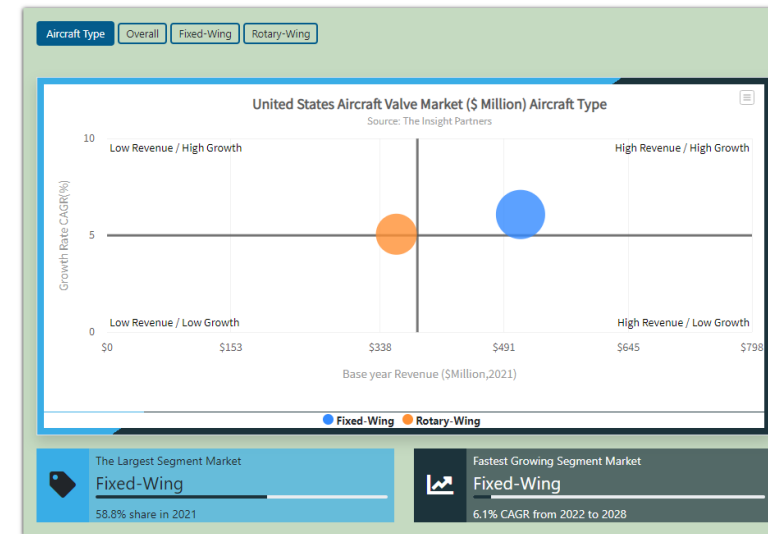
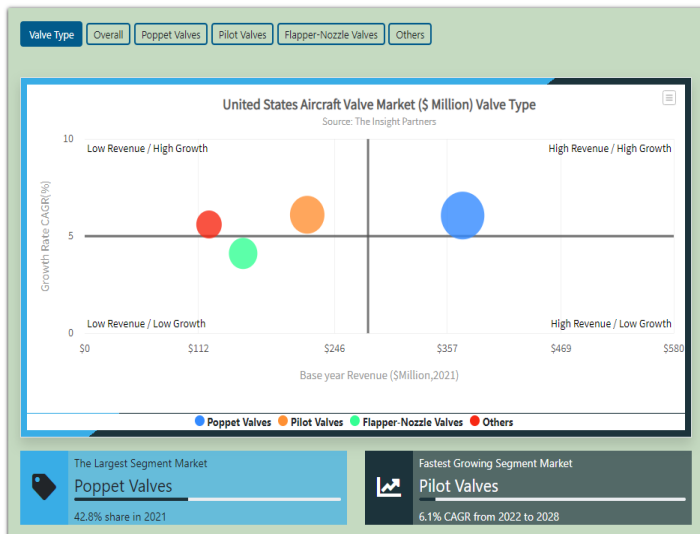
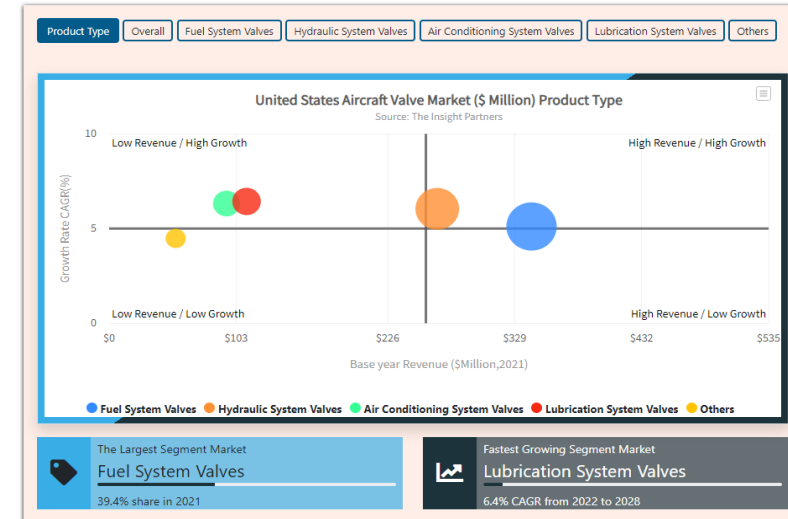
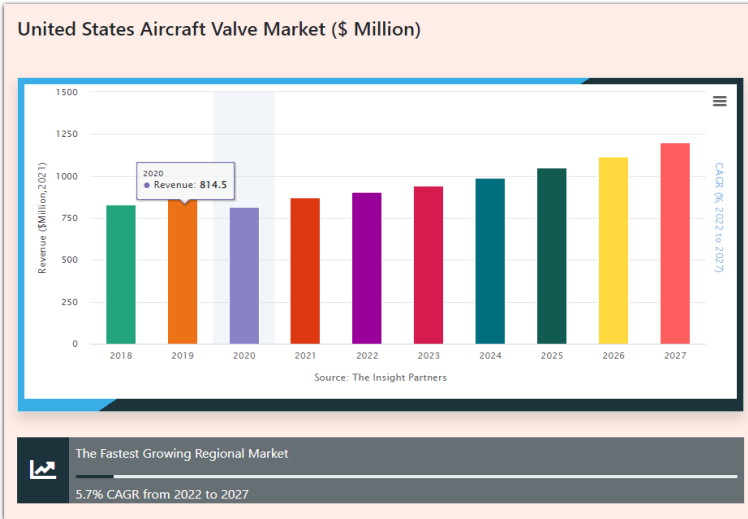
TOP NEWS

- 09 October 2022 | By The Hill**
 Antarctica's melting glaciers are no false alarm
- 09 October 2022 | By Theme Park Tourist**
 Popular Event Returns To Six Flags Great Adventure This Month




Country Analysis - Dashboard

DASHBOARD : AIRCRAFT VALVE MARKET






Ask an Analyst

⚙️ ↺ ↶Hello Akshay Kahrwade! ▾

👤 My Account 🏢 Companies 📄 Report Store 📰 Latest News 📣 Ask Analyst



Akshay Kahrwade

Company Name : AMR

Country : New Zealand

Email ID : akshay@theinsightpartners.com

Contact Number : 09876543221

Subscription Start Date : 28-Jun-2019

Subscription End Date : 30-Nov-2019

📁 Subscribed Reports 20

Medical Device	10
Pharma	10

👤 Account Manager



Ask An Analyst: Query Form

Client Name:

Query Type:

- Regarding Subscription
- Regarding Reports
- Regarding Company Profiles
- Regarding News
- Regarding Dashboard

Query Description:



ABOUT US



THE INSIGHT PARTNERS - About Us

The Insight Partners is a one-stop industry research provider of actionable intelligence. We help our clients get solutions for their requirements through our syndicated research and consulting services. We are a specialist in ICT, Automotive & Transportation, Construction & Manufacturing, Aerospace & Defense, and Healthcare industries.

We are committed to providing our customers with the highest quality research and consulting services and help them understand key market trends, identify opportunities, and make informed decisions by providing market research solutions at an affordable cost.

Our syndicated research is aimed at providing global and regional market forecasts and analyses, particularly key trend assessments, market size and shares of prominent segments, and competitive landscape. We offer detailed segmentation of the market based on various parameters, such as geography, technology, product, or service, which helps our clients get a clearer picture. We understand syndicated reports may not meet precise research requirements of all our clients; hence, we offer them multiple ways to customize research as per their needs and budget.

We offer best-in-class customer service, with our customer support team always available to help you with your research queries. Enterprise subscriptions are also on our portfolio, providing significant cost savings to our clients.



Incorporated in
2015



Team size
300+ Research Analysts



Clientele
5000+ Clients Across Industry Verticals



THE INSIGHT PARTNERS - Solutions and Services

- An Overview

SYNDICATE RESEARCH

The Insight Partners syndicated research service provides a comprehensive solution to client requirements through its experienced analyst team. Each report provides an in-depth assessment of the topic and discusses drivers, restraints, opportunities, and trends in the market. The service is designed to assist clients in their decision support system. The analysis also covers the complete spectrum of the research topic to help them meet their business objective.

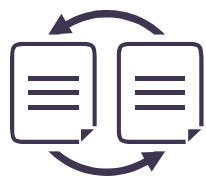
e-INSIGHTS -SUBSCRIPTION PLATFORM

e-Insights includes repository of thousands of reports spread across significant domains, such as Automotive & Transportation, Biotechnology, Chemicals & Materials, Electronics & Semiconductor, Food & Beverages, Healthcare IT, Manufacturing & Construction, Medical Device, Pharmaceuticals, Technology, and Media & Telecommunications. Each report provides an in-depth analysis of the specified topic and discusses drivers, restraints, opportunities, and trends in the market. The assessment covers the complete spectrum of the research topic to help our clients meet their business objectives. e-Insights is designed to optimally help clients in their decision-making process.

CUSTOM SOLUTIONS

The Insight Partners helps clients in making smarter decisions through its custom solutions. The company is expert in delivering high quality custom projects in multiple industries. To assist clients, it provides solutions as per clients' research requirements, giving them the advantage to procure a report, tailor-made for them.

The research industry has evolved over a period of time, and most of the customers are interested in customized research. The Insight Partners help clients in achieving their business objectives through prompt analyst support.



CUSTOM SOLUTIONS - An Overview

Market and Competitor Intelligence

We empower our clients through distinguished insights curated to specific needs and help them maintain a competitive edge in the market.

Go-to Market Strategies

We provide our clients a perfect mix of go-to market strategies, such as marketing mix, customer analysis, market selection, and a host of other market strategies.

Rapid Research and Insights

We provide on-demand, actionable, and high-quality rapid research support to our clients.

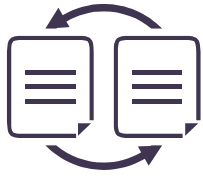


Value Chain Analysis

To assist our clients with their internal strategies, we provide a deep-dive analysis on the value chain, covering a plethora of primary and support activities, such as technology development, component manufacturing, research & development activities, infrastructure, operations, inbound logistics, marketing & sales, and others.

Company Benchmarking

One of our core expertise lies in company benchmarking. We provide deep dive analysis on prominent and emerging players in the market, thereby, helping our clients making informed strategic decisions.



WHY INSIGHT PARTNERS ?

PARAMETERS	THE INSIGHT PARTNERS	OTHER MARKET RESEARCH FIRMS
Qualitative and Quantitative	Our reports cover both quantitative and qualitative insights with detailed analysis of short-term, mid-term, and long-term market potential	Mostly quantitative with limited qualitative analysis across all the sections of the report
Geographical Coverage	Our standard syndicated reports cover five major regions, namely North America, Europe, Asia Pacific, MEA, and South America, with 19 key countries across these regions	Standard reports cover 4 regions and limited country level analysis
Scope	Our clients have the flexibility to alter the scope of the report to match the report coverage according to their specific research needs	Limited flexibility in altering the scope of the research
Post Purchase Support	We align dedicated research analysts to address all queries and concerns of our clients post purchase	Limited post purchase support
Pricing	We offer all the above-mentioned benefits and coverage at a competitive price and offer discounts on multiple purchases	Standard pricing with limited flexibility



THE INSIGHT PARTNERS - Clientele

SONY

Schneider
Electric

WABCO

kardexremstar

DATALOGIC™

MPHASIS
an HP company

ZEISS CARL ZEISS MEDITEC

UNIVERSAL
ELECTRIC CORPORATION

rackspace

EMERSON

MAERSK
LINE

COGNEX

ANALOG
DEVICES

SIEMENS

MAGNASPHERE®



EATON
Powering Business Worldwide

McKinsey & Company

Geometric

PENTAIR



intel

Roche

PHILIPS
Healthcare

CentralLogic+

Cognizant

CONMED

djosurgical.

We are associated with Fortune 500 Companies and consulting firms



CONTACT US

Deepak Raj

The Insight Partners

Tele: +91-20-6901-8686

Email: Deepak.raj@theinsightpartners.com

www.theinsightpartners.com

Ankit Mathur

The Insight Partners

Tele: +91-20-6901-8606

Email: subscription@theinsightpartners.com

www.theinsightpartners.com

THANK YOU